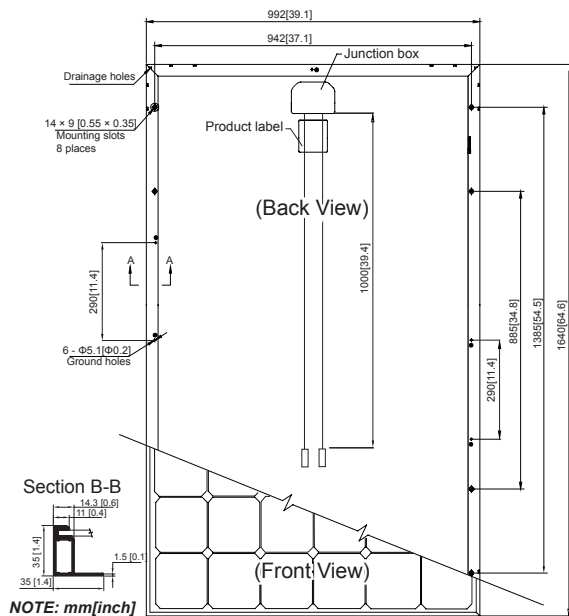


STP260S - 20/Wd STP255S - 20/Wd STP250S - 20/Wd



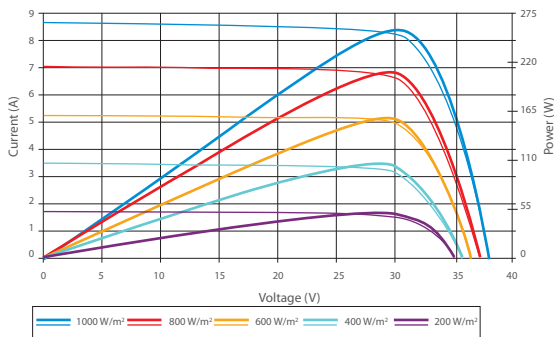
Electrical Characteristics

STC	STP260S-20/Wd	STP255S-20/Wd	STP250S-20/Wd
Maximum Power at STC (Pmax)	260 W	255 W	250 W
Optimum Operating Voltage (Vmp)	30.9 V	30.8 V	30.7 V
Optimum Operating Current (Imp)	8.42 A	8.28 A	8.15 A
Open Circuit Voltage (Voc)	37.7 V	37.6 V	37.4 V
Short Circuit Current (Isc)	8.89 A	8.76 A	8.63 A
Module Efficiency	16.0%	15.7%	15.4%
Operating Module Temperature	-40 °C to +85 °C		
Maximum System Voltage	1000 V DC (IEC) / 600 V DC (UL)		
Maximum Series Fuse Rating	20 A		
Power Tolerance	0/+5 %		

NOCT	STP260S-20/Wd	STP255S-20/Wd	STP250S-20/Wd
Maximum Power at NOCT (Pmax)	189 W	186 W	183 W
Optimum Operating Voltage (Vmp)	28.1 V	28.0 V	27.9 V
Optimum Operating Current (Imp)	6.74 A	6.65 A	6.55 A
Open Circuit Voltage (Voc)	34.7 V	34.6 V	34.4 V
Short Circuit Current (Isc)	7.14 A	7.05 A	6.96 A

STC: Irradiance 1000 W/m², module temperature 25 °C, AM=1.5;
 Best in Class AAA solar simulator (IEC 60904-9) used, power measurement uncertainty is within +/- 3%
 NOCT: Irradiance 800 W/m², ambient temperature 20 °C, AM=1.5, wind speed 1 m/s;
 Best in Class AAA solar simulator (IEC 60904-9) used, power measurement uncertainty is within +/- 3%

Current-Voltage & Power-Voltage Curve (255S-20)



Excellent performance under weak light conditions: at an irradiance intensity of 200 W/m² (AM 1.5, 25 °C), 95.5% or higher of the STC efficiency (1000 W/m²) is achieved

Temperature Characteristics

Nominal Operating Cell Temperature (NOCT)	45±2°C
Temperature Coefficient of Pmax	-0.45 %/°C
Temperature Coefficient of Voc	-0.34 %/°C
Temperature Coefficient of Isc	0.050 %/°C


Mechanical Characteristics

Solar Cell	Monocrystalline silicon 156 × 156 mm (6 inches)
No. of Cells	60 (6 × 10)
Dimensions	1640 × 992 × 35mm (64.6 × 39.1 × 1.4 inches)
Weight	18.2 kgs (40.1 lbs.)
Front Glass	3.2 mm (0.13 inches) tempered glass
Frame	Anodized aluminium alloy
Junction Box	IP67 rated (3 bypass diodes)
Output Cables	TUV (2Pfg1169:2007), UL 4703, UL44 4.0 mm ² (0.006 inches ²), symmetrical lengths (-) 1000mm (39.4 inches) and (+) 1000 mm (39.4 inches)
Connectors	MC4 connectors



IEC 61215, IEC 61730, UL 1703, IEC 61701, IEC 62716

Dealer Information



Packing Configuration

Container	20' GP	40' HC
Pieces per pallet	28	28
Pallets per container	6	28
Pieces per container	168	784

Information on how to install and operate this product is available in the installation instruction. All values indicated in this data sheet are subject to change without prior announcement. The specifications may vary slightly. All specifications are in accordance with standard EN 50380. Color differences of the modules relative to the figures as well as discolorations of/in the modules which do not impair their proper functioning are possible and do not constitute a deviation from the specification.